

# Release Update - Finestra HC v1.3.105

October 12, 2021

## What's New

---

- **Customer Appreciation Day Feature**
- **Changes to Senior's Discount Feature**
- **Ability to Print Gift Receipts**
- **Manual Credit Card Transaction Warning**
- **Kroll Credit App**
- **New Nightly Reindex**
- **Tax Exempt Option**

## Fixes

---

- **Customers Mail To** - In the Customer File, the Customer Name now displays in two fields - first and last name.
- **POINTS/PERKs** - Spelling of POINTs/PERKs on Customer Screen.
- **Bill To and Customer History** - Customer History now follows the Customer Information not the Bill To.
- **Prescriptions and Rewards** - (where allowed)- There was an issue with the copy portion and number of points awarded.

## Reports

---

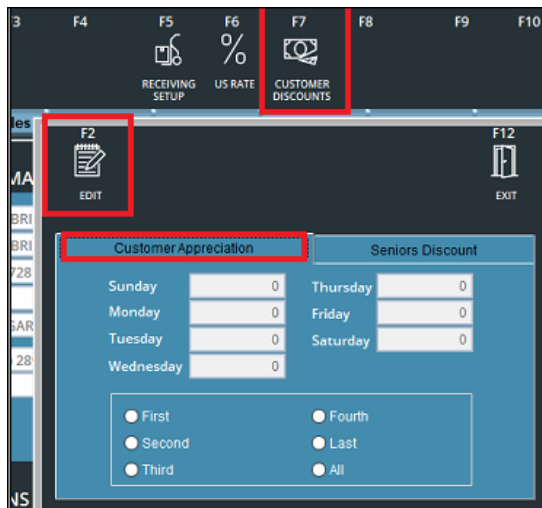
- **GM eComm Report** - A new report has been developed to track eComm Sales
- **Inventory Analysis** - Notes and the Order Number have been added to this report.
- **Accounting Details Report** - Changes were made to the order items display in this report as tender types were previously hard coded causing tenders to display.

## NEW FEATURES

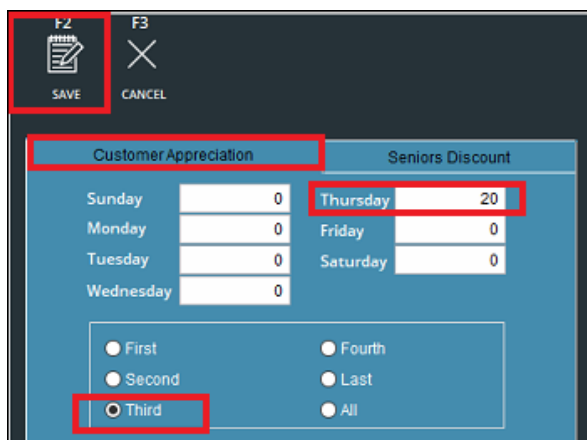
### Customer Appreciation Day

A new feature has been developed giving the store the ability to add a Customer Appreciation Day

- Select Setup
- Choose **F7 Customer Discounts**



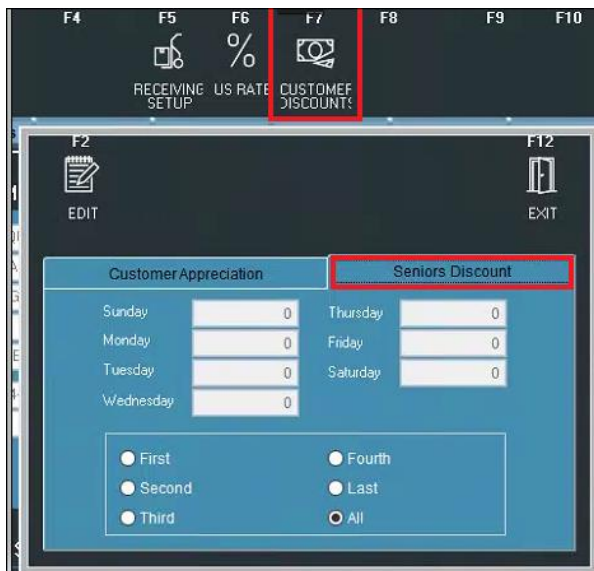
- Choose Edit
- Choose Customer Appreciation
- Choose the day of the week and input the amount of the discount, then F2 Save
- If the Promotion runs on the 3<sup>rd</sup> Thursday of each month, your setup would look like this:



## Seniors Discount

Senior Discounts are now set up the same as Customer Appreciation.

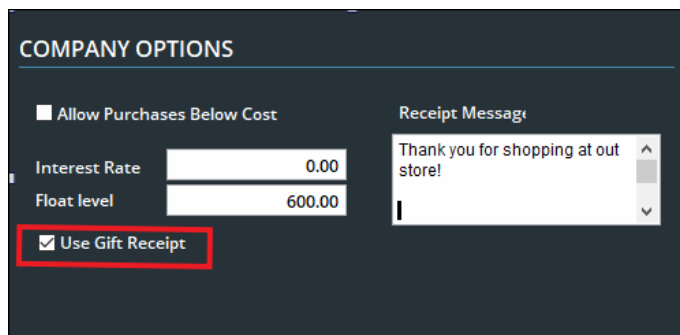
- Select Setup
- Choose **F7 Customer Discounts**
- Choose Edit
- Seniors Discount
- Choose the Discount, the day of the week and the frequency.
- Save your changes.



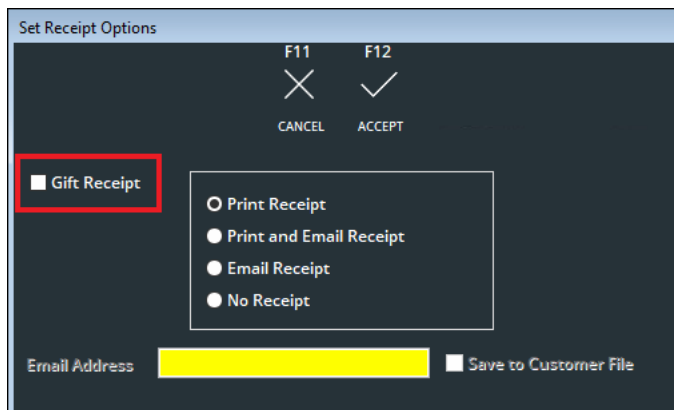
## Gift Receipts

A flag has been added for Gift Receipts.

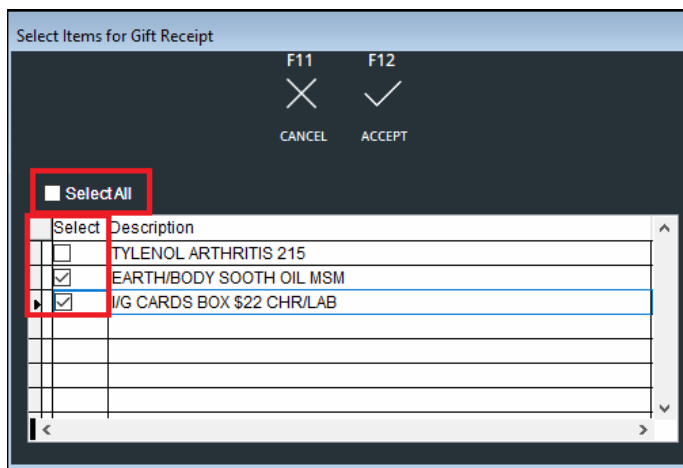
- Set Up/Company Options click on Use Gift Receipt.



- When the receipt prompt appears, select Gift Receipt



- A new window appears. You can choose all the items or select the Items you would like a Gift Receipt for.



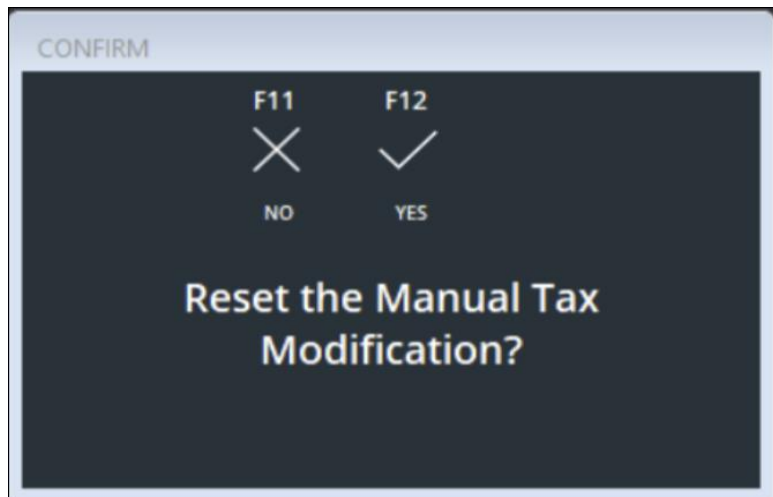
- A receipt prints for each item that you requested a Gift Receipt for.
- Gift Receipts can be reprinted and if you forgot to select Gift Receipt, select Reprint and you can add Gift Receipt at this time.

**Manual Credit Card Transaction** - A warning appears on your screen if a customer tries to enter a credit card manually.

**Kroll Credit App** - A new application was developed for stores to remove their Kroll Credits. Please email [support@positec.com](mailto:support@positec.com) with the workstation or till id where you would like this app installed. A simple How to document will be emailed to you as well.

**Nightly Reindex** - A new Nightly Reindex was developed. This will be automatically installed when you upgrade your system, and will prevent reindex errors at the store.

**Tax Exempt** - An option has been developed when you select a Demographic and select Tax Exempt, then change to a known customer, a prompt will appear asking if you want Reset the Manual Tax Modification.



## REPORTS

**GM eComm Report** - A new report has been developed to track eComm Sales.

**Inventory Analysis** - Notes and the Order Number have been added to this report.

**Accounting Details Report** - Changes were made to the order items display in this report. Tender Types were previously hard coded causing tenders to display.



POS Made Easy with  
Exceptional Support

## BUG FIXES

### Customers/Mail To -

- In the Customer File, the Customer Name was one field holding both the first and last name in the Mail To tab. This caused issues when printing statements in alphabetical order.
- Two fields have been added - one for First Name and one for Last Name. The split was made after the 1<sup>st</sup> space. Therefore, stores should review their Customer File, with the Mail To information and ensure the names are in the correct fields. (eg: last name may be in the first name field).
- The recommendation would be to run Customer Statements in Alphabetical Order and make any changes to names that are incorrect.

**POINTS/PERKs** - Spelling of POINTs/PERKs on Customer Screen has been fixed.

**Bill To and Customer History** - Customer History now follows the Customer information not the Bill To.

**Prescriptions and Rewards** - (where allowed)- There was an issue with the copy portion and number of points awarded.

NOTE: Instructions on **How-to-Install FHC v.1.3.105** can be found on [www.positec.com/POSitec Portal/Release Versions](http://www.positec.com/POSitec Portal/Release Versions) tab.